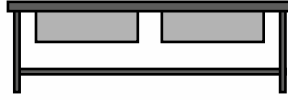


BUILT STRONG - BUILT TOUGH

# STAINLESS STEEL EQUIPMENT



WWW.ACE-UK.COM

HEAVY DUTY  
INDUSTRIAL  
COMMERCIAL  
MEDICAL  
VETERINARY  
RETAIL  
WHOLESALE

1. Place rack sides on a flat surface
2. Link the sides using two bottom (heavier) rods with the four castor bolts
3. Using the remaining rods link the top of the sides using the small bolts each with a fixing clamp
4. **ASPR20-C** only - use the last rods to link the middle of the sides using small bolts and fixing clamps
5. Load fully with pans ready for use



**ASPR10-C**



**ASPR20-C**

ACE ALUMINIUM MOBILE PAN RACK



January 2016

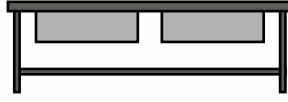
**AMERICAN  
CATERING  
EQUIPMENT**

AMERICAN CATERING EQUIPMENT (UK) LIMITED  
5 CHANTRY COURT  
SOVEREIGN WAY  
CHESTER WEST  
CHESTER CH1 4QN  
UNITED KINGDOM  
TELEPHONE: 44 (0) 1244 381281  
FAX: 44 (0) 1244 381700  
OFFICE: FSE@ACE-UK.COM  
PARTS: PARTS@ACE-UK.COM  
WEBSITE: WWW.ACE-UK.COM



BUILT STRONG - BUILT TOUGH

# STAINLESS STEEL EQUIPMENT



WWW.ACE-UK.COM

HEAVY DUTY  
INDUSTRIAL  
COMMERCIAL  
MEDICAL  
VETERINARY  
RETAIL  
WHOLESALE

## MOBILE PAN RACK - ASPR10-C - ASPR20-C

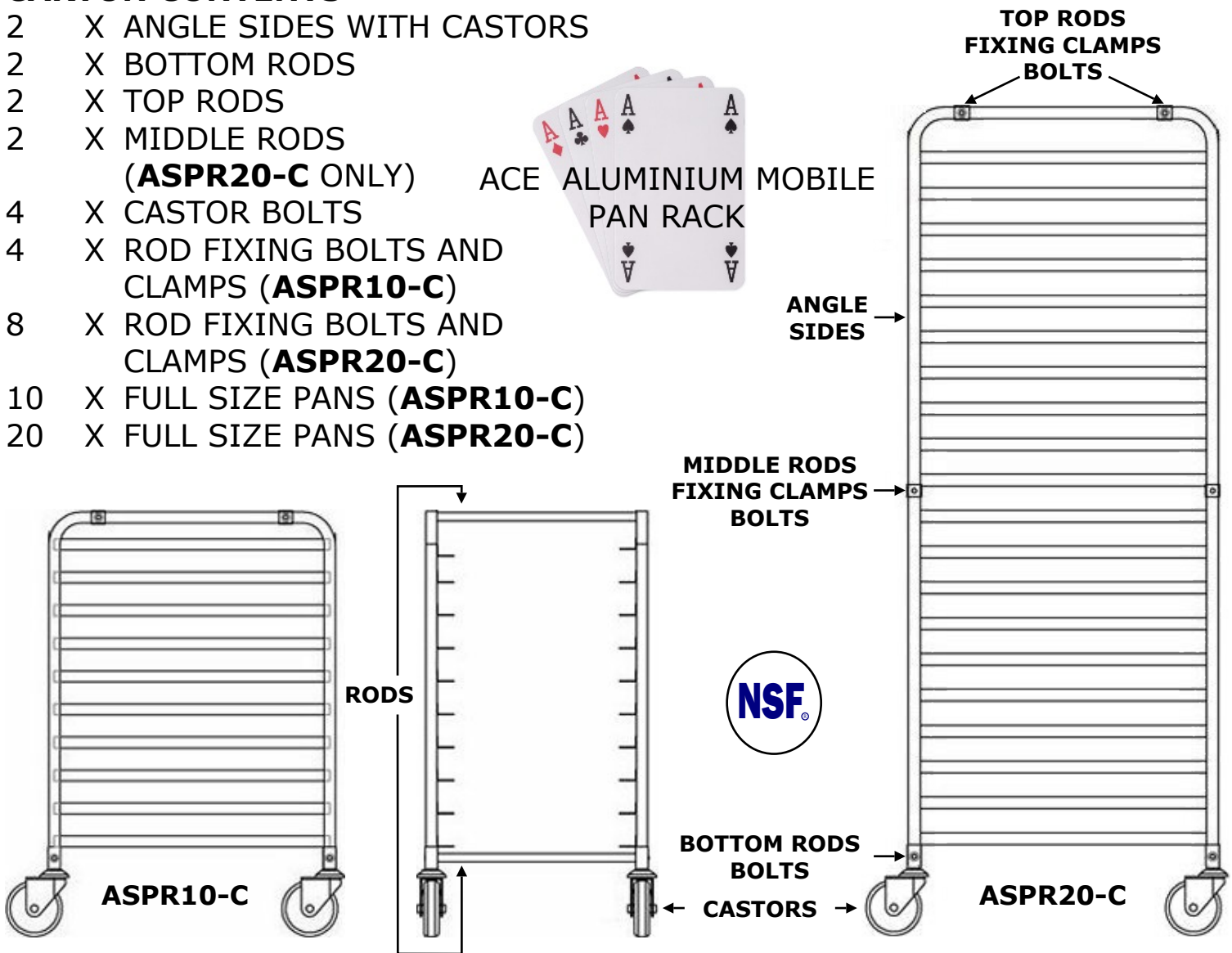
# ASSEMBLY INSTRUCTIONS

### CARTON CONTENTS

- 2 X ANGLE SIDES WITH CASTORS
- 2 X BOTTOM RODS
- 2 X TOP RODS
- 2 X MIDDLE RODS  
(**ASPR20-C ONLY**)
- 4 X CASTOR BOLTS
- 4 X ROD FIXING BOLTS AND CLAMPS (**ASPR10-C**)
- 8 X ROD FIXING BOLTS AND CLAMPS (**ASPR20-C**)
- 10 X FULL SIZE PANS (**ASPR10-C**)
- 20 X FULL SIZE PANS (**ASPR20-C**)



ACE ALUMINIUM MOBILE PAN RACK



**AMERICAN  
CATERING  
EQUIPMENT**

AMERICAN CATERING EQUIPMENT (UK) LIMITED  
 5 CHANTRY COURT  
 SOVEREIGN WAY  
 CHESTER WEST  
 CHESTER CH1 4QN  
 UNITED KINGDOM

TELEPHONE: 44 (0) 1244 381281  
 FAX: 44 (0) 1244 381700  
 OFFICE: FSE@ACE-UK.COM  
 PARTS: PARTS@ACE-UK.COM  
 WEBSITE: WWW.ACE-UK.COM

